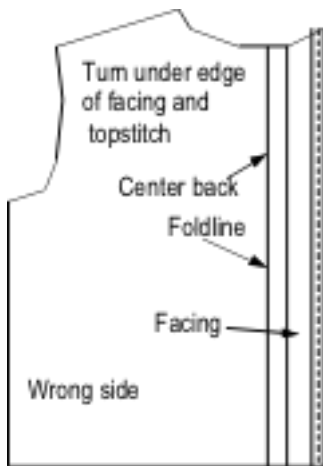




## JACKSON

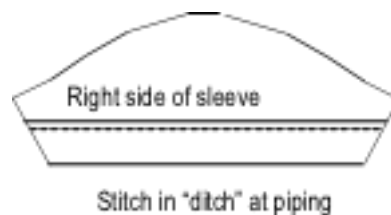
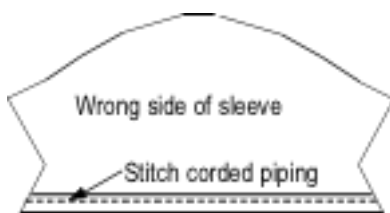
Use this revised illustration when working on "Sewing in Pleats"



Under "Construction of Straight Sleeves" with Corded Piping

Step 1: Omit

Step 2: Trim seam allowance on corded piping to  $\frac{1}{4}$ ". Stitch corded piping to wrong side of bottom edge of sleeve. Press seam towards sleeve. Fold sleeve to right side on foldline and press. Topstitch "cuff" to sleeve in the "ditch".



Step 3: French seam underarm seam.

Continue with sleeve instructions on pattern from this point forward

Under "Construction of Shorts"

Step 5: Stitch crotch seam making a French seam. Press seam toward back.